



HOLIDAY HOMEWORK

2023

GRADE-5



ENGLISH

1. Write a journal during your holidays. Write at least on paragraph about your day. Include details about what you did, who you met, and what you learned.

2. Write a story or a poem. Use your imagination and creativity to come up with an interesting plot or theme.

3. Listen to podcast or an audiobook and write a brief summary of what you listened to. Then discuss it with you family or friends.

4. Watch a movie in English and write a movie review. Include the title, director, actors, and a brief summary of the plot. Then write you opinion on the movie and explain why you liked or disliked it.


5. Learn 10 words each week and write a sentence for each word. Look up the meanings of the words in the dictionary.

<hr/> <hr/> <hr/> <hr/> <hr/> <hr/> <hr/> <hr/> <hr/> <hr/>

6. Read a book of your own choice and write a book report on it. Include the title, author and a brief summary of the story. Then write your opinion on the book and explain why you would recommend it to someone else.

<hr/> <hr/> <hr/> <hr/> <hr/> <hr/> <hr/> <hr/> <hr/> <hr/>

8. Picture based questions:

1. What do you think is happening in the picture?
 2. How do you think the child and the puppy are feeling at the moment?
 3. What kind of activity do you think the child and the puppy enjoy together?
 4. Do you have a pet or have you ever played with a pet before?
 5. What kind of pet do you like the most?
- 

[illegible]

9. Create a story using at least five of nouns, verbs, and adjectives from you list.

Make sure to use proper grammar and punctuation.

<hr/> <hr/> <hr/> <hr/> <hr/> <hr/> <hr/> <hr/> <hr/> <hr/> <hr/> <hr/>

10. Choose a short paragraph from a book or a newspaper article and underline all the nouns, verbs, and adjectives. Also paste the same article here writing them down in a separate list.

हिंदी

१.आपने अपनी गर्मी की छुट्टियां किस प्रकार बिताई ? इस विषय पर १५० शब्दों में निबंध लिखिए ।

[illegible]

Blank lined area for writing or drawing.

[illegible]

२.अपने हिंदी -१ पुस्तक से "एक गीत..... वर्षा का " तथा "नई लगन " कवितायें याद करें।

३. अपनी हिंदी व्याकरण की पाठ्य पुस्तक से पाठ १ से ५ तक की सभी परिभाषाएं याद करें ।

MATHEMATICS

1. Write the number name for each of the following.

a. 1693758

b. 3927258

c. 46324706

d. 730285416

e. 892574516

2. Write the following in expanded form.

a. 2134750

b. 3697481

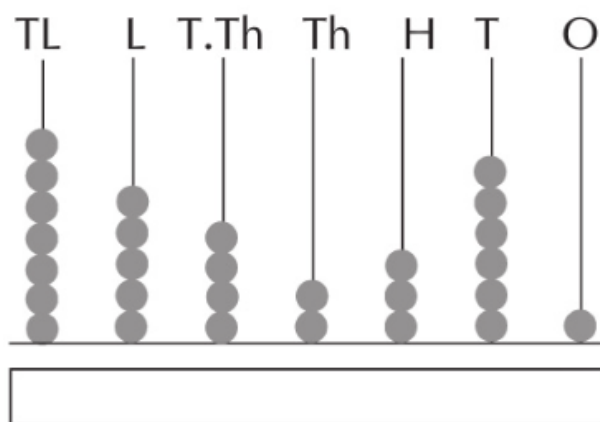
c. 4201876

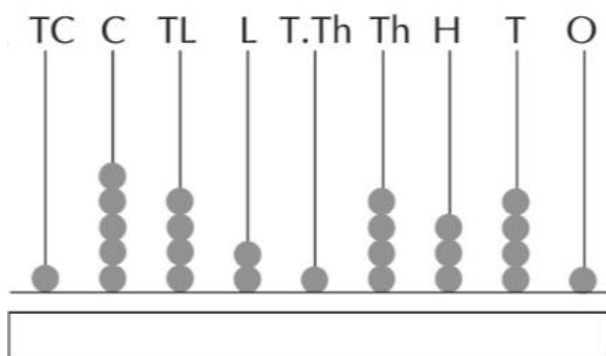
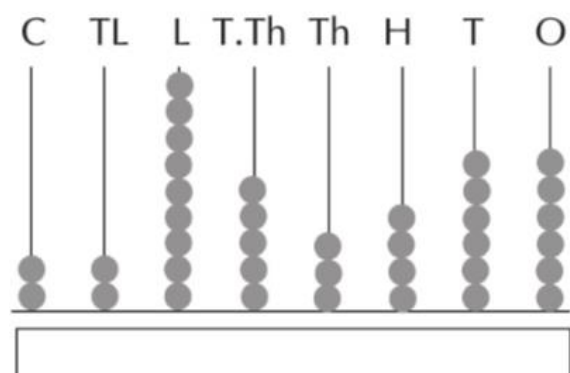
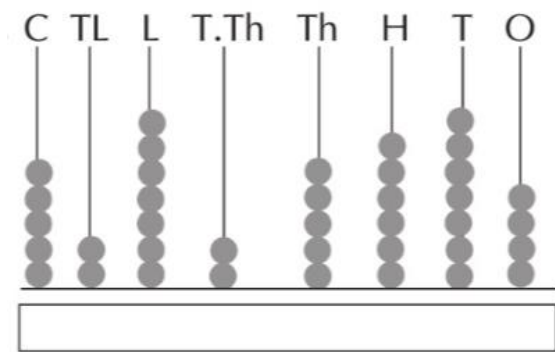
d. 96330174

e. 557472018

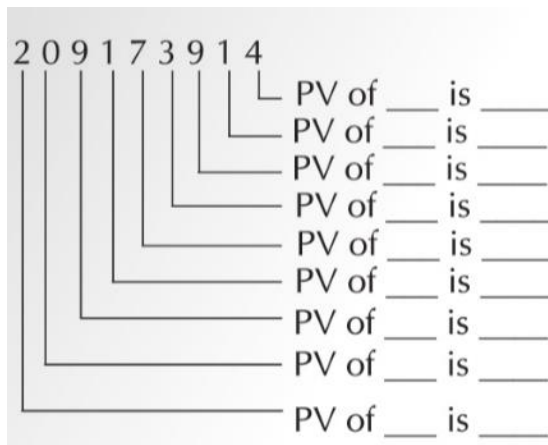
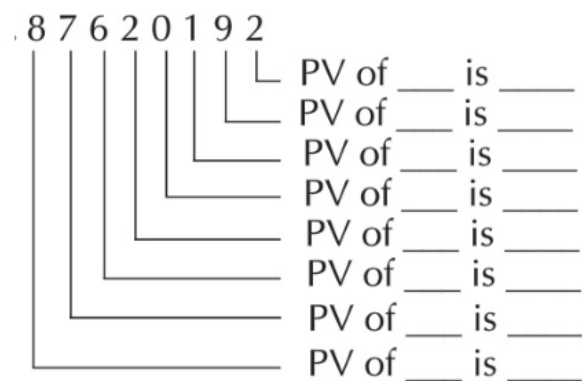
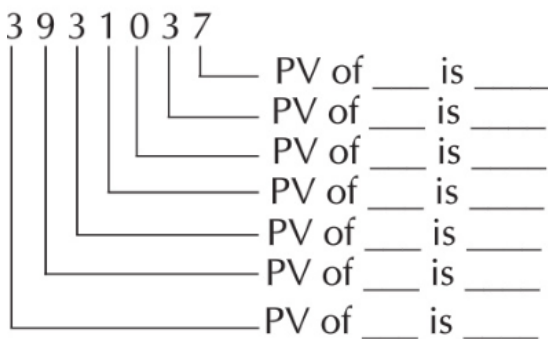
f. 992099209

3. Read and write the numeral represented on the abacus.





4. Write the place value of each digit of the following numbers.



5. Write the following in Roman numerals.

a. 261 _____

b. 389 _____

c. 873 _____

d. 5978 _____

e. 10241 _____

6. Fill in the boxes.

Before	Between	After
DXXVI		
		CXII
	MCLX	
	CDX	
DXIV		

7. Solve:

1.

	T.L	L	T.Th	Th	H	T	O
	2	4	3	4	1	3	4
+	6	5	1	0	5	4	2

2.

	C	T.L	L	T.Th	Th	H	T	O
	4	8	1	5	2	4	0	3
+	2	0	1	1	3	4	9	3

3.

	T.C	C	T.L	L	T.Th	Th	H	T	O
	7	3	4	9	4	1	7	6	2
+	1	6	2	0	1	4	1	2	7

4.

	T.L	L	T.Th	Th	H	T	O
	8	3	7	1	9	4	6
+	1	3	8	7	4	8	5

8. Arrange in columns and add the following.

a. 5204657 and 5479314

--

b. 54721685 and 14327854

[illegible]

c. 242147053, 142317540 and 306592147

[illegible]

SCIENCE

1. Draw different types of seeds you observe in daily life. (E.g. kidney bean, pea, etc.)


A large, empty rectangular box with a thin black border, intended for a student to draw various types of seeds they observe in daily life. The box occupies the central portion of the page below the instruction.

2. Considering yourself a farmer and write down the steps you would take to grow a healthy crop.

3. Write a short note on germination of seeds.

4. Differentiate between

a. Rabi crops and Kharif crops

A large, empty rectangular box with a black border, intended for the student to write their differentiation between Rabi and Kharif crops.

b. Organic and Inorganic fertilizers

A large, empty rectangular box with a black border, intended for the student to write their differentiation between Organic and Inorganic fertilizers.

5. Mention any three measures to protect crops.

6. Draw a labelled diagram of a monocotyledon and a dicotyledonous seeds.



7. What measures should be taken to grow a healthy crop?

8. Research different animals and their habitats. Identify the animals that live in your area and learn about their adaptations that help them survive.

9. Research about different types of animal adaptations, such as physical, behavioral and physiological. Create a chart or diagram to illustrate the different types of adaptations.



SOCIAL SCIENCE

1. Observe the given image and answer the questions that follow.



a. Which device is shown here?

b. Name the four main directions shown in the device.

c. Can you see some other directions? Name them.

2. Observe the given image and fill in the blanks.

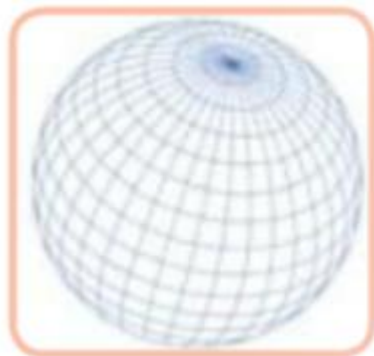


- a. China lies towards the _____ of India.
- b. Sri Lanka lies towards the _____ of India.
- c. Bangladesh lies towards the _____ of India.
- d. Pakistan lies towards the _____ of India.

3. With the help of Internet, find the names of some scholars in the early times who advocated that the earth is round.

4. List the chief differences between the parallels of latitude and the meridian of longitude.

5. Look at the given picture and answer the questions that follow.



a. What are these imaginary lines called?

b. How do these lines help us to locate places?

6. On a chart paper, paste a political map of the world, Mark and label the following cities.

a. Madrid (Spain)

b. Beijing (China)

c. Cape town (South Africa)

d. Toronto (Canada)

Below the map, draw a table and mention the co-ordinates of each city.

7. Use clay to make a model of the Earth. You may use a pencil or a toothpick to show its axis. Mark and show the network of latitudes and longitudes with the help of an old bank card.

8. Choose a significant historical event and create a time machine to travel back in time. Write a dairy entry describing your experience and include important details about the event.

9. Search about the different types of maps and how to read them. Create a map of your neighborhood, including important landmarks and streets.